



EQUIPMENT PRICING

5979 8885

www.bay2bayrental.com.au

hire@bay2bayrental.com.au

**2067-2069 Frankston Flinders Rd
Hastings, 3915**

***please note pricing is subject to change without notice**



Bay 2 Bay Rental Is A Member Of

HRIA

Hire and Rental Industry Association

WHY HIRE?

- 1 LATEST EQUIPMENT**
Hiring gives you access to a huge range of the latest equipment. Trial new equipment and ensure you are always using the right equipment for your job.
- 2 ENSURE EFFICIENCY**
When you hire you are speaking to experts who can help you choose the right equipment for your job. Once the job is complete the equipment can be returned, no need to worry about whether that piece of equipment will ever be used again.
- 3 CONTROL COSTS**
Don't worry about machine maintenance costs or tying up your capital. Hiring equipment is also fully tax deductible which makes good business sense.
- 4 SAVE TIME**
Hiring means you don't have to spend time updating and maintaining machinery. Get instant access to the equipment you need when you need it.
- 5 SAVE MONEY**
Owing equipment is expensive. By hiring you will always have access to the latest equipment without worrying about repairs, upgrades and borrowing costs.
- 6 SAVE SPACE**
No need to worry about storage sheds, yards or equipment sitting idle. Hiring means you can return the equipment as soon as you are finished using it.
- 7 SAVE THE ENVIRONMENT**
Equipment that is purchased often sits idle for long period of time. People are increasingly conscious of their carbon footprint therefore hiring makes sense for the environment as well as your business.
- 8 ENSURE SAFETY**
When you hire, the equipment comes inspected and ready to go, ensuring it always up to standard and meets regulations.
- 9 PROTECT YOUR STAFF**
All hired equipment is thoroughly checked prior to each hire and electrically tested and tagged as required.
- 10 SERVICE**
When you hire you don't need to worry about delivery, spare parts, accessories and more – you just want the equipment to be there on time and to work.



Visit www.hireandrental.com.au

ALL RATES CORRECT AT THE TIME OF PRINTING AND ARE SUBJECT TO CHANGE WITHOUT NOTICE. TERMS AND CONDITIONS APPLY AND CAN BE FOUND INSTORE OR ONLINE @www.bay2bayrental.com.au PHOTO ID REQUIRED-VICTORIAN DRIVERS LICENCE ETC, AS IS A CURRENT EMAIL ADDRESS FOR PAPERWORK TO BE EMAILED.*HIRES OVER \$110 BY VISA OR MASTER CARD CREDIT CARD ONLY*CREDIT CARD RECORDED IN LIEU OF DEPOSIT*CHEQUES NOT ACCEPTED. NO PHONE BASED PAYMENTS ACCEPTED EG APPLE PAY/CARD ON PHONE.*FUEL AND CONSUMABLES AT EXTRA COST*ENSURE YOU HAVE READ AND UNDERSTOOD TERMS AND CONDITIONS. **TOW VEHICLE MUST HAVE SUFFICIENT TOWING CAPACITY AND HARDWARE**1 DAY EQUALS TO 8 HOURS /WEEKEND HIRE EQUALS 10 HOURS MACHINE OPERATION TIME (*ADDITIONAL CHARGES FOR EXCESS HOURS*ALL MACHINES TO BE REFUELED PRIOR TO RETURN

Hi There

Welcome to Bay 2 Bay Rental Equipment Hire.

Bay 2 Bay Rental is a family owned and locally operated Equipment Hire Company established in 2011. Based in Hastings we are within easy reach of the entire Mornington Peninsula, as well as surrounding areas, with the resources to supply equipment throughout Victoria*.

Our aim is to offer a large range of quality equipment for hire, with friendly service and back up.

All our equipment is serviced and maintained to high standards, and is updated regularly. You can be assured that when you hire from Bay 2 Bay Rental, assistance is only a phone call away.

We are committed to continue to provide this service to all new and present customers and would appreciate the opportunity to be able to assist you in the near future.

Our rates are extremely competitive, and are structured either half day*(selected items), 24hours, and Weekend rates, with special rates for long term hires. In addition, our trading hours are made to suit your requirements, including afterhours contact.

We also offer very realistic and competitive Transport rates.

[Our aim is to make your next hire easy and hassle free.](#)

Bay 2 Bay Rental's vast equipment range includes machines and equipment for all applications, From Earth moving and Compaction, to Landscaping and Access Equipment, we have tools and machinery to suit.

For the Professional trades to the weekend home renovator, we are more than happy to help with your equipment needs.

Our fleet is always growing, so please visit our web site- www.bay2bayrental.com.au or call our office on 5979 8885 to discuss your needs.

We thank you in advance and hope to see you soon

D. Harvey

Daniel Harvey

Managing Director

Ph.: 03 5979 8885

Mob: 0416 220 788

E: hire@bay2bayrental.com.au

W: www.bay2bayrental.com.au



Bay 2 Bay Rental

Equipment Hire Solutions

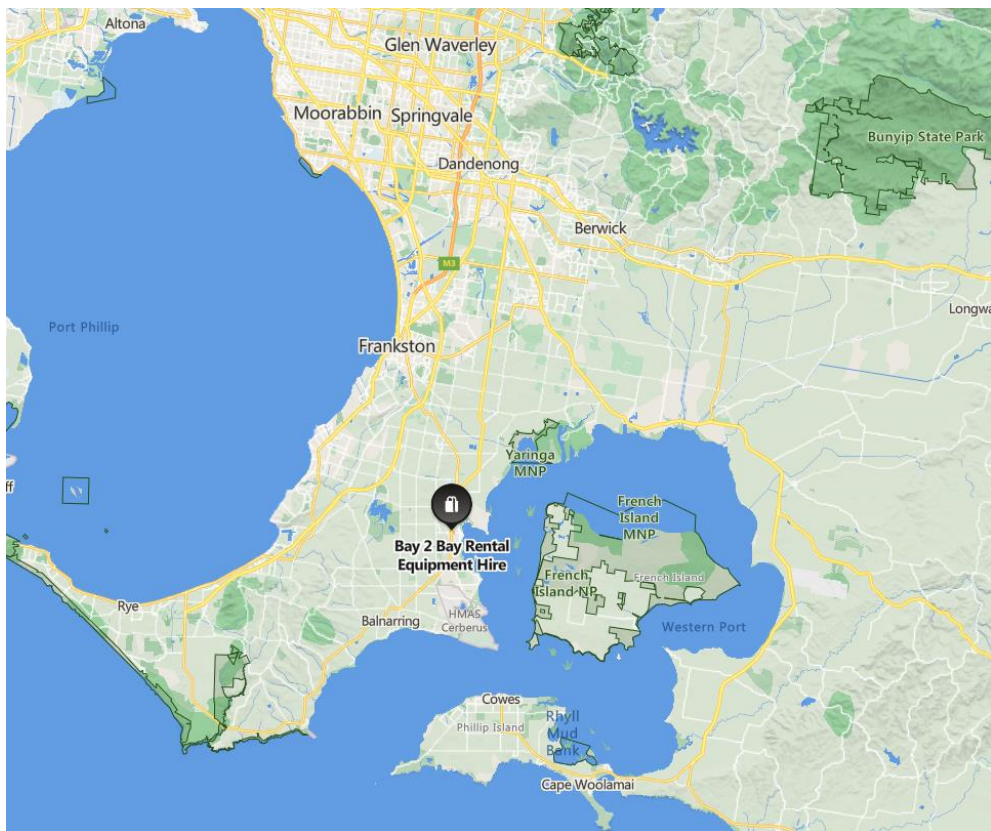


Bay 2 Bay Rental

Equipment Hire solutions

www.bay2bayrental.com.au

Providing the Peninsula and beyond with professional service and equipment!



Bay 2 Bay Rental

2069 Frankton Flinders Rd

Hastings

5979 8885

E: hire@bay2bayrental.com.au

Skid Steer Loaders



Whether you need to move, dig, or scrape the ground, The Kanga Skid Steer Loader is far easier than a shovel.

Wheel and Track Machines available. Attachment Options include Trencher, Post Hole Borer, Mulch and Rubble Buckets, Spreader and a Ripper.

For tight access situations, we also offer the Kanga kid. With an operating width of just 800mm, it will get down those narrow pathways and openings. Machine comes standard with a 4 in 1 bucket with an option of an auger drive.

All machines include the trailer, spreader and cleaning at no extra cost!

Our rates are based on weekday or weekend hire periods, with 8 /10 hours running time included.

We also have great week rates with 40 hours running time included

Toyota Huski Skid Steer



The next step from the Kanga is the Toyota Huski 5 Skid Steer Loader. A bigger machine, more power and a larger 4 in 1 bucket, get that earth moving job done faster ...while sitting down! Our Huski Skid Steer Loader provides outstanding operator comfort and machine performance, with easy to operate control levers and a rugged frame for the toughest of jobs. Subject to your vehicles tow bar rating, you can tow it away on a supplied trailer or can be delivered to your job site at extremely competitive rates.



The Attachment Run Down



Trencher attachment- goes to a dept of 800mm,130mm wide, perfect for power or plumbing. *kanga 6 & 7 series only



For transporting bulky items, such as paving tiles, cement bags, plants, sod, turf and fence pailings. Ideal for preparing top soil for sod or turf laying and levelling bedding sand for pavers. Ripper Ideal for breaking up hard rocky ground for garden beds or shallow excavations for concrete pavements etc. *Ripper not available for Huski



Auger power head attachment, with auger sizes 150mm, 250,350,450 and 600mm. Half Metre and 1 metre extensions shaft also available. Easy to fit and easy to use. Also available on 1.7t Excavators * Auger not available for huski 5



The rubble bucket is ideal for preparing difficult rocky soil for sod and turf. For removal of unwanted rocks and sticks leaving soil behind The Mulch bucket is a larger bucket to make that big pile of mulch and wood chips disappear fast! * Kanga 6 & 7 series only

Skid Steer Loaders Specifications-

	TRACK	WHEEL	KANDA KID	HUSKI 5
Lift Capacity:	250 kg	250 kg	100 kg	430 kg
Operating Weight:	875 kg	875 kg	546 kg	1950 kg
Width:	1030 mm	1030 mm	800 mm	1250 mm
Overall Length	2200 mm	2200 mm	2070 mm	3180 mm
Ground Clearance	185 mm	185 mm	160 mm	160mm
Max Operating Height:	1855 mm	1855 mm	1580 mm	2720 mm
Overall Height	1340 mm	1340 mm	1200 mm	1860 mm
Fuel	Unleaded	Unleaded	Unleaded	Diesel

*For Machine Specifications, Ops manuals and Safety docs- www.bay2bayrental.com.au



Equipment Hire Solutions

Excavators 1T, 1.7T & 2.5T



Our Kubota U17 ZERO Swing 1.7t excavators are one of our busiest machines. Powerful but yet light enough to put on a trailer and tow away *(subject to vehicles capabilities) With a wide range of options including Toothless buckets, Ideal for when working around gas and power services, various trenching bucket sizes, a ripper and even a Post Hole Attachment available, makes this machine very versatile Also available for the 1.7 t machine, a sleeper grab attachment

If you need a machine with limited access, the Kubota 1T K008-3 Mini Excavator will be a great alternative to the wheel barrow and shovel. For sheer productivity, no other ultra-compact excavator measures up to the Kubota K008-3. Featuring a spacious and comfortable operator area, fold down R.O.P.S, a 1790mm Height and 700/860mm width, the Kubota K008-3 is the ideal choice for tough jobs where space is limited.

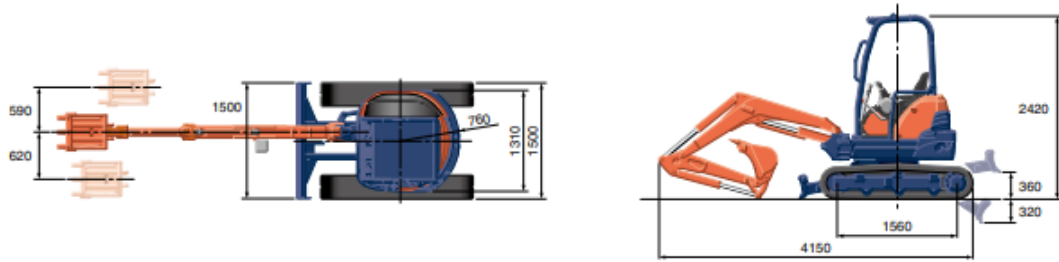
If a larger machine is required, the Kubota 2.5 t (U25) is the machine for you.. Zero swing tail, digging depth of up to 2800mm, Hydraulic quick hitch and more room in the cabin, this machine is a great next level to the 1.7t.....Many have said they won't go back to smaller machine ! Range of options available include Auger drive with up to a 600mm auger, 300mm toothless bucket, a Ripper and Sleeper Grab. Also available on its own trailer (3500KG towing capacity and Electric Brakes are required) or we can bring to your site for very realistic transport rates

*For Excavator Specifications, Ops manuals and Safety docs- www.bay2bayrental.com.au

	U17	K008	U25
MAX DIGGING HEIGHT	3540MM	2870MM	4530MM
MAX DUMPING HEIGHT	2440MM	2035MM	3210MM
MAX DIGGING DEPTH	2310MM	1715MM	2810MM
MAX VERTICAL DIGGING DEPTH	1910MM	1375MM	1960MM
OVERALL LENGTH	3545MM	2750MM	4510MM
OVERALL HEIGHT	2340MM	1790MM	2420MM
OVERALL WIDTH	990/1240MM	800/860MM	1310/1500MM
MIN GROUND CLEARANCE	150MM	150MM	285MM
OPERATING WEIGHT	1730KG	1000KGS	2545KG

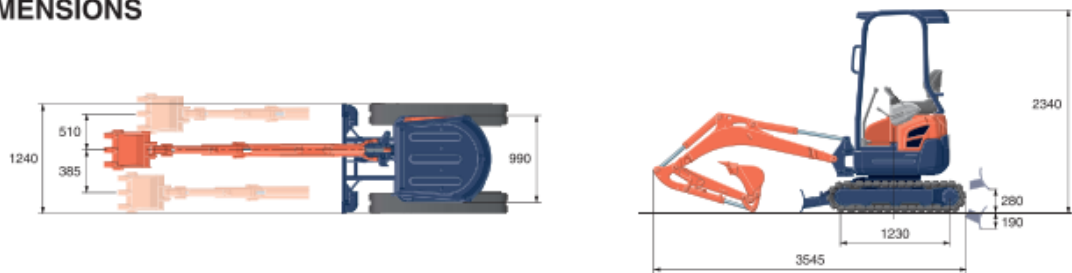
U25

DIMENSIONS



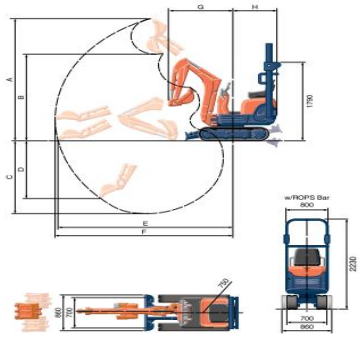
U17

DIMENSIONS



K008

DIMENSIONS



Equipment Hire Solutions

Compaction Equipment



We carry a wide range of compaction equipment to suit your needs. From the plate compactor, perfect for path toppings and crushed rock, to Trench Rammers, Asphalt plates and more. " In addition, we carry the RD12 Twin smooth drum roller with Pressurized water system offering consistent water flow. Also has fold down R.O.P.S. Great for driveways and asphalt application.

PLATE COMPACTOR-

Sizes available- 45KG, 60KG, 70KG, 90KG

Small 40 KG and 60kg vibrating plate, our most popular items are perfect for small areas using fine to medium toppings. These units also have a fold down handle so can go into the back of most vehicles.

The 70kg / 90 KG vibrating plate compactor for crushed rock pathways, road bases and driveways.

These rates are also for the Asphalt plate, which is similar to the 60kg, but with a built on water tank

TRENCH RAMMER

The trench rammer, as the name suggests, and for just that, compaction of narrow trenched after being back filled. Foot size is 330 mm x 300 mm, with a total weight of 75 kgs. Plus all our trench rammers have a 4 stroke petrol engine, not the old 2 stroke!

1.2T RIDE ON ROLLER ON TRAILER

We carry the RD12 Twin smooth drum roller with Pressurized water system offering consistent water flow. Also has fold down R.O.P.S. Great for driveways and asphalt application. These come on a Trailer or transport can be arranged

Operating weight	1130 KG, (includes operator and half-full water and fuel tanks)
Drum diameter	560MM
Drum width	900MM
Overall size (l x w x h) (height to top of ROPS)	1825 x 1035 x 2300MM
Water tank capacity	100 LITRES
Fuel	Unleaded



Bay 2 Bay Rental

Equipment Hire Solutions

Elevated Work Platforms (EWP'S)



Our 19ft Scissor lift is one of the most common and popular Scissor lifts.

As the name suggests standing height of 19 feet, (5.7metres) with Extendable slide out deck so 2 people can work comfortably. These scissor Lifts are designed to fit through a standard door way, and for working on a solid surface.

The Vertical lift is perfect for those areas where working space is limited. These machines have a maximum standing height of 16 ft. (5 meters). Battery operated so perfect for inside use.

Either the Vertical lift of the 19ft scissor can be delivered to your job site, or can even be supplied on a trailer for you to tow away, as, long as your tow bar rating is 2t plus.

These machines are priced to ensure a safe, affordable elevated work platform for your job.

VERTICLE LIFT



19FT SCISSOR



Work Height	6.58 m	7.7 m
Raised Platform	4.75 m	5.8 m
Overall Width	770mm	770 mm
Overall Length	1370 mm	1880 mm
Stowed Height	1790 mm	2 metres
Weight	966 kg	1440kg/1575kg
Lift Capacity	227 kg	230 kg
Max # of Persons	2	2
Power By	Battery	Battery



Equipment Hire Solutions

Trailer Mounted Boom Lift



Our 34ft Trailer mount boom knuckle boom is one of our most popular machines. Once you have received a step by step how to prior to your hire, you will find that these machines are simple to use. However, Safety is most important, so DO ensure that you are familiar with the machine and that you or the machine can't be damaged!

Cherry picker, as the towable boom is often referred to, is probably best NOT used for tree removal, unless you understand that you will be charged for ANY DAMAGE to outriggers, cage or any part of the boom/trailer caused by falling branches and tree limbs. Repairs are not cheap, so be warned!

Best seek professional advice prior too hiring one of these machines for tree works. In addition, not only can the machine get damaged, but you as well so safety first!

Clearance for Operating Equipment Near Power Lines

⚠ DANGER

Overhead Power Lines on Poles	Special Provisions	Overhead Power Lines on Towers
<div style="display: flex; justify-content: space-between;"> <div style="width: 15%; font-size: small;">Open Area Outside 6.4m of Power Lines</div> <div style="width: 60%; text-align: center;"> <div style="background-color: red; color: white; padding: 5px; font-weight: bold;">NO GO ZONE</div> <p style="font-size: x-small;">Anywhere Above Power Line and Within 3m Each Side See Special Provisions</p> </div> <div style="width: 15%; font-size: small;">Spotter Required Between 3-6.4m of Power Lines</div> </div>	<ol style="list-style-type: none"> 1. Ensure "Spotter" is provided. 2. Notify the Power Company when planning the work. 3. Obtain written permission from the Power Company. 4. DO NOT commence work until a pre-start site/job meeting and risk assessment have been completed. <p style="font-size: x-small;">The term "Spotter" is defined as a safety observer who is a person competent for the sole task of observing and warning against unsafe approach to overhead power lines and other electrical apparatus.</p>	<div style="display: flex; justify-content: space-between;"> <div style="width: 15%; font-size: small;">Open Area Outside 6.4m of Power Lines</div> <div style="width: 60%; text-align: center;"> <div style="background-color: red; color: white; padding: 5px; font-weight: bold;">NO GO ZONE</div> <p style="font-size: x-small;">Anywhere Above Power Line and Within 3m Each Side & 10m From the Bottom See Special Provisions</p> </div> <div style="width: 15%; font-size: small;">Spotter Required Between 3-6.4m of Power Lines</div> </div>



****NEED YOUR EQUIPMENT DELIVERED, PLEASE CALL FOR EXTREMELY COMPETITIVE TRANSPORT RATES***

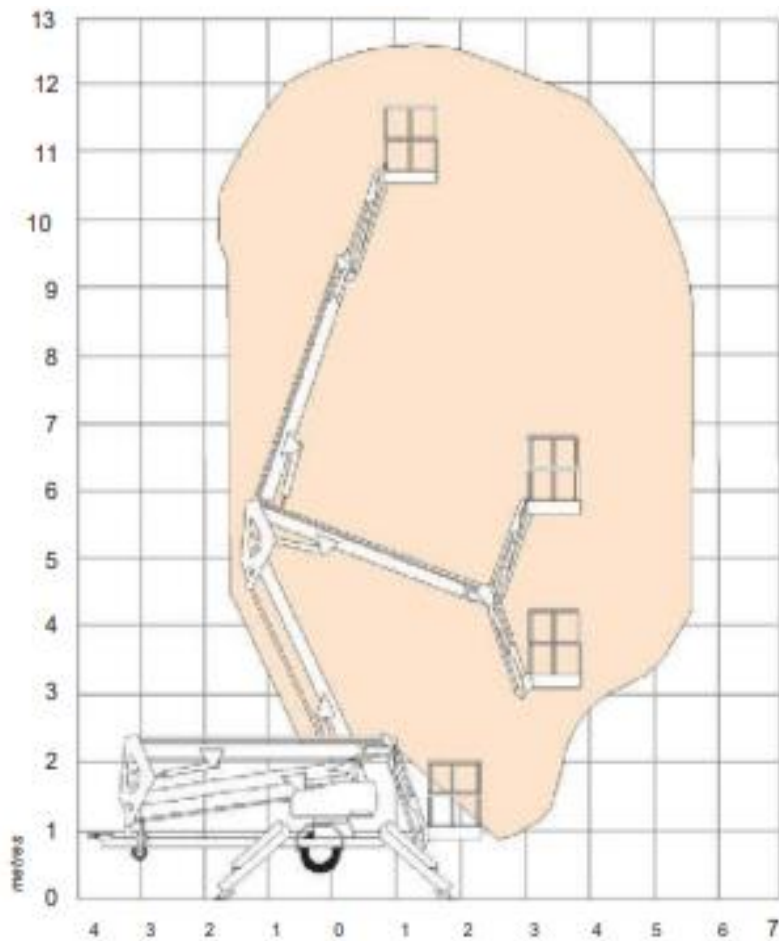
5979 8885

DIMENSIONS		MPH13/35
Max. working height		12.6m
Max. platform height (A)		10.6m
Horizontal outreach		5.6m at 6m
Platform size		1.25m x 0.78m x 1.07m
Outrigger footprint		3.7m x 3.9m
Overall width (outriggers extended)		3.95m
Overall width (outriggers retracted) (B)		1.58m
Overall length (C)		5.99m
Transport height (D)		2.05m

PERFORMANCE	
Platform capacity	227kg
Max. wind speed	12.5m/sec
Max. towing speed	80km/h
Platform Levelling	Mechanical
Turntable rotation	540° non-continuous
Tyres	185 R14
Brakes	Hydraulic disc
Max. axle capacity	1,750kg
Trailer tongue weight	65kg

POWER	
Power source	Honda petrol engine 5.5hp
Hydraulic system	Proportional electro/hydraulic

WEIGHT	
Gross weight	1,360kg



Scaffold, Planks, Trestles



Quick stage Aluminium scaffold. Simple to assemble, easy to manage.

The most common size being 1.2m x 2.4m x the required height. We also offer 1.2m x 1.8m x the required height and a narrow 700mm x 1.8m x up to required height.

Delivery can be arranged for you, or you can collect from us. Comes with simple instructions and safety sheet.

***SCAFFOLD WILL NOT BE LOADED INTO A 6X4 TRAILER. IF YOU HAVE AN 8X5 OR SIMILAR UTE TRAY SIZE NO PROBLEM. WE CAN DELIVER TO YOUR SITE FOR VERY RESONABLE RATES**



“Other sizes and foot prints available, please call for more information

**We Also carry a range of-Extension Ladders, Step Ladders, 2.4 meter platform ladders
IN addition, a range of Trestles and planks at various sizes are available**

**AS with all equipment, ladders should be used with caution, as you can fall very easy!
Only use ladders if there is no other way for an alternative EWP that can be used, and ensure you know how
to use them safely**



**If you would like to have a close look at Our Vast equipment range, Drop in and see us at
2069 Frankston Flinders Rd Hastings**

**Our Equipment range is always changing, visit www.bay2bayrental.com.au to
keep up to date**

Materials Handling



DUCT LIFTER

If you need to lift items up to 5.5 meter, this is the machine for you. Just make sure that it's under 285kgs and you will get it done! Delivers the perfect platform for the installation and construction Industries. Packed full of features this material lift comes with reversible forks that can give added height. This versatile unit fits through standard door and entrance ways (820mm wide) and packs away easily for compact storage. We recommend the machine be delivered to site

**only available for trade and account customers. Please call to discuss trailer/truck requirements prior to hire. Must be transported standing upright in cage trailer/or truck bed.*

Max Lift:	295kg
Raised Maximum Height:	5m
Maximum Height - Forks Reversed:	5.6m
Weight:	161.8kg

PLASTER SHEET LIFTER

"The popular dry wall panel lifter enables one person to work alone installing panels to ceilings or vertical walls. This model is designed to fold up and fit in the boot of a car for easy transportation.

Max Lift:	68 kg
Max sheet size:	1200 x 4800
Max Height:	3350 mm
Min Height:	860 mm
Weight:	45 kg

STAIR TROLLEY

"Great friend to have if you are on the move! Makes light work of shifting fridges and other heavy items"

Max Carrying Capacity:	300 kg
Weight:	25 kg
Dimensions:	460 mm x 610 mm x 1520 mm

PIANO TROLLEY	\$38
PALLET TROLLEY	\$55
MACHINE SKATES 2T	\$11

Gardening, Landscaping, Lawn care

Whether you are a professional landscape gardener, or have a green thumb, we have the equipment to get the job done!



LAWN MOWER
WHIPPER SNIPPER (PETROL)
BRUSH CUTTER - BLADE
LAWN ROLLER WATER FILLED
LAWN AERATOR WATER FILLED
LAWN AERATOR (PETROL)
LAWN DE-THATCHER/COMBE (PETROL)
SOIL SCREED
WHEEL BARROW
LEAF BLOWER
HEDGE TRIMMER
HEDGE TRIMMER LONG REACH
TELESCOPIC POLE SAW
LINE MARKER
LPG GAS WEED BURNER
MANUAL STAR PICKER RAMMER
MOTORIZED SWEEPER/POWER BROOM
GAS BURNER/WEED BURNER *LPG BOTTLE EXTRA



ROTARY HOE (HYD) ON TRAILER

The Red Roo RH918 Rotary Hoe powers through cultivating garden beds or preparing for new turf. All hydraulic drive means easy and the most efficient use of your horsepower to get the job done. The heavy design means your Rotary Hoe works for you instead of tossing you around. Counter-rotating tines break up the most difficult soil, clay or sod. Wheels and tines work independently of each other to allow your Rotary Hoe travel speed to be adjusted to the soil conditions. Supplied with a trailer.

TURF CUTTER

Light weight and self-propelled and has a cutting width of 350mm (14")

***Special rates on long term hires.....Please call to discuss your needs. We offer rates for daily, weekly or monthly time frames**



WALK BEHIND TRENCHER

The Red Roo HT912 is an all hydraulic compact trencher that is perfect for the installation of irrigation, sprinkler and electrical systems.

It is powered by a 9hp Honda OHV engine, and is self-propelled.

The HT912 is available with 600mm (24") boom, with a 100mm wide cut.

Also comes on its own trailer



STUMP GRINDER

Ideal for tight access applications, our RED ROO Stump grinder will go through most standard gates and doorways! Simple to Use, The SG350 Stump Grinder has a 16HP key start Engine and features a single sided brake to allow the machine to pivot. 350mm cutting depth



BRICK SAW

This high performance 350mm industrial brick saw is powered by a single phase motor. The blade is water cooled using a conventional hose attachment and the saw can cut Bricks, Block Pavers and Limestone.

RAIL SAW 600M

RAIL SAW 900MM

The 250mm Tile Saw (TS250) can cut to a 65mm depth and 980mm in length, it is water cooled and can do up to 45° angled cutting.

The 200mm Tile saw (TS200) can cut to a 40mm depth and 560mm in length and can do a 90° to 45° angle

**For operation instruction, safety sheets and machine specifications,
head to- www.bay2bayrental.com.au**

Chipper and Mulcher



The Red Roo Mulcher turns garden waste into valuable mulch. It chips logs and branches up to 50 mm whilst the mulching hopper takes the leaves and smaller materials"

The 4" (100mm) chipper is a simple & lightweight design and easy to move around.

Towable machine with a swivel discharge chute allows the operator to change the direction of the chip discharge.

Log Splitter



Using a log splitter is far easier than an axe! Our Red Roo HVLS Series Log Splitter operates in both the horizontal and vertical positions, making light work of hardwood. With 27T Capacity, 600mm Working Area it also has built in safety features such as 2 handed actuation to prevent injury and is towable. Ideal for getting that fire wood shed filled up for next winter.

Trade Customer?

Have you considered a trade account? Call us on 5979 8885 to see how a 'trade account' can save your business time and money with your equipment hire through Bay 2 Bay Rental!

Post Hole Diggers

Tired of using a shovel, we offer far nicer ways of digging that hole. From the Stihl one person machine, a 2 man machine, with the Hydraulic One person post hole digger being the most popular.

*If you need something bigger, we can off you the kanga loader or the excavator with auger attachments
Whether it is a 100mm hole up to a 600mm hole, we have the machine to dig it!*



1 PERSON POST HOLE DIGGER HYD

*Suitable for ground that is you can at least get a shovel into, but would like to throw it away and use something that is going to be a lot easier! Max depth 700mm, auger sizes 150mm, 200mm, 250mm, 300mm or 350mm available for this machine. Extensions available to give you an extra 500 mm depth. Also available on a free trailer



2 PERSON POST HOLE DIGGER 250MM MAX

*Suitable for ground that is you can at least get a shovel into. Max depth 500mm, auger sizes 150mm, 200mm, or 250mm available for this machine



1 PERSON POST HOLE 150MM OR 200MM

* Suitable ground that you could dig easily with a shovel. Max depth 500mm, either 150mm or 200mm diameter auger



MOTORISED STAR PICKET RAMMER

Fencing has never been made easier with Picket/Post Drivers. These machines will efficiently hammer star pickets into the ground. Built to be lightweight, they have versatile sleeves to allow for use with different sized Star (Y) Pickets, steel posts and timber stakes.



Jack Hammers & Drills

Our range of electric breakers and drills will make breaking up concrete and clay far easier than a crowbar! Size ranges from 5kg to 25kg, with options including spades, tile removers, and wide chisels and on selected machines, masonry drill bits. All come Standard with Point and 1 inch Chisels.

SMALL BREAKER 11KG

**for concrete up to 70mm*

MEDIUM BREAKER 16KGS

**for concrete up to 100mm thick*

LARGE BREAKER 30 KGS

**Large, extra heavy duty electric demolition hammer.*

OPTIONAL EXTRAS-TILE LIFTER ATTACHMENT, CLAY SPADE, WIDE CHIESL, SDS MAX MASONARY BITS

TILE LIFTER ON TROLLEY

Ideal for large areas as you don't need to get on your hands and knees! No more struggling or bending trying to handle heavy jackhammers!

The Jack hammer Trolley, is an innovative demolition tool for the fast and easy removal of floor tiles, from concrete surfaces. The Jackhammer Trolley quickly removes floor tiles with far easier than using a hand held jack hammer.

The trolley carries most of the weight of the jackhammer while the user positions themselves behind the trolley and pushes it along. The ergonomic design minimises vibration impact on the user and provides safer jackhammer operation by reducing back strain and operator fatigue.



Heaters, Fans, Entertainment

Patio heaters to keep you and your quests warm, Pedestal fans to make summer more bearable.

We also carry a range of extraction fans to get dust or fumes out of your work site.

Carpet dryers also available!

Air, Power and Lighting

Need power on your site or has the power gone out at home?

Do not fear, Bay 2 Bay Rental have a wide range of generators to suit. Inverters, to 6KVA- 10KVA Petrol roll frame Generators. Distribution boards, extension leads and even LED Tripod lights are available

We also carry 30 KVA Generator (Towable) with distribution boards and 3 phase leads

AS for compressors, Bay 2 Bay Rental carry towable 130cfm compressor. Options for this include medium to large breakers. Diesel powered and silent running



Pressure Washers, Vacuums

Our ranges of pressure cleaners are not only powerful, but have a large range of applications. Whether your job is big or small, we have the machine to suit. All machines come with standard fan nozzle. We also offer surface cleaners for floor cleaning, and long reach lance for cleaning those high walls! Sizes Range from 2500PSI to 4000 PSI. We also carry Industrial Wet/Dry Vacuums

Dual Pressure Washer 2500psi and 4000 psi

The Dual Pressure Washer combines a rotary cleaner and wand pressure washer in the one machine, with the ease of swapping between them at the turn of a handle. The water pressure is fully adjustable from 1000psi up to 2500psi, or 4000psi depending on model.

The versatility of the Dual Pressure Washer is unparalleled. The dual washer functions and adjustable pressure make it perfect for an extensive list of external cleaning applications such as car parks, driveways, paths, pavements, tennis courts, sports grounds, decks, machinery and more.

Rotary cleaner & wand pressure washer in one machine



Builders & Renovating Equipment

Bay 2 Bay Rental carry a wide selection of tools and equipment to help get that job done!

ACROW PROPS

	<u>Length range</u>
Acrow Prop 0 (GREEN)	1050mm-1830mm
Acrow Prop 1 (YELLOW)	1600mm-2800mm
Acrow Prop 2 (RED)	1900mm-3400mm
Acrow Prop 3 (BLUE)	2170mm-3975mm
Acrow Prop 4 (BLACK)	3100mm- 4900mm

LASER LEVEL, STAFF & TRIPOD

TARPS -Min week hire (6X9) VARIOUS SIZES AVAILABLE

VINYL FLOOR STRIPPER

HAND HELD ELECTRIC TOOLS

Plumbing & Pumps



DRAIN SNAKE
PETROL POWERED PORTA PUMP
SUBMERSIBLE PUMP, 1 X HOSE
POOL PUMP, 1 X HOSE
FLEX DRIVE MOTOR &PUMP
TRASH PUMP-2 INCH PETROL
FIRE FIGHTING PUMP ON TROLLEY
1000 LITRE WATER CART (DIESEL)

Concreting Equipment



Bay 2 Bay carry 2 sizes of demolition saw and floor saw. Our Stihl Demo saws are light weight and powerful. After many years of trial and error, we believe we carry the best blades you can get! Both 2 stroke and electric (240V) units available. Two size blades available, 350mm (110mm cut depth) or 400mm (150mm cutting depth).

Our floor saws are perfect for cutting concrete slabs, without bending the back. Blade sizes vary from 350mm (100mm cutting depth), to 450mm (165mm cutting depth)

Concrete grinders are a great way to clean up a concrete slab. Our units are set up to clean up tile grout and glue, for when you have had a world of fun with our tile removers.

From Power Trowels to Vibe Shafts, Screeds to Bull Floats. Even the humble cement mixer is available at Bay 2 Bay Rental

Our Equipment range is always changing, visit www.bay2bayrental.com.au to keep up to date